



# MP ROTATOR®

A Matched Precipitation Sprinkler for Turf & Landscape

## THE IDEAL 2.5-9 M SOLUTION

A Water Conservation Device brought to you by:



**Walla Walla**  
Sprinkler Company

[WWW.MPROTATOR.COM](http://WWW.MPROTATOR.COM)



# MP ROTATOR®

*patented  
“double pop” keeps  
sprinkler free from  
external debris*

*removable  
inlet filter keeps  
sprinkler free  
from internal  
debris*



*MP Rotator shown  
popped up, in operating  
mode; when watering  
cycle ends MP Rotator  
pops down before spray  
head retracts*

*MP Rotator  
delivers higher  
uniformity and  
greater radius at  
lower flow rate*

## The MP Rotator is a revolutionary sprinkler setting a new standard for water efficiency in the turf & landscape industry.

It is a multi-stream rotor the size of a spray nozzle. It fits any conventional spray head body or shrub adapter, transforming it into a high uniformity, low application rate sprinkler with matched precipitation even after arc and radius adjustment.

## FEATURES & BENEFITS

### A WATER CONSERVATION TOOL

- Multi-trajectory rotating streams provide unmatched uniformity
- Automatic matched precipitation even after arc & radius adjustment
- Low application rate reduces runoff on slopes & tight soils

### A FLEXIBLE DESIGN TOOL

- Ideal for 2.5-9 m spacings — all models can be combined on the same zone
- Eliminates the uncertainty associated with nozzle trees and rotor nozzling
- Lower cost alternative to 15 cm & 30 cm pop-up rotors

### PROVEN DURABILITY & RELIABILITY

- Rotator® Technology proven in demanding agricultural conditions since 1987
- One moving part
- Patented “double-pop” flushes on start-up and shut-down without increasing spray head flow-by

### SIMPLE ADJUSTMENTS

- Easy arc adjustment
- Easy radius adjustment — up to 25%
- No need to change nozzle to maintain matched precipitation
- Removable inlet filter for easy cleaning

**Maintain matched precipitation — any arc, any radius.** The MP1000, MP2000 and MP3000 can be combined on the same zone for greater design and installation flexibility!



The MP Rotator® covers a radius of 2.5-9 m (including the 25% radius reduction capability). To achieve maximum radius reduction with any MP Rotator model use a 2 BAR regulating spray head body.




### MP1000 & MP2000 ADVANTAGES VS. CONVENTIONAL SPRAYS






- Higher uniformity — even after radius reduction
- Superior wind resistance
- Reduced misting at higher pressure
- Outstanding close-in water
- Lower application rate — radically less runoff
- Wider operating pressure range
- Lower system cost — ability to put more heads per zone or use smaller pipe, valve and water meter sizes






### MP3000 ADVANTAGES VS. CONVENTIONAL ROTORS

- Better performance in wind with tight, high-energy 9 m streams
- Faster installation because nozzle trees are eliminated; left/right edges are always visible
- Matched precipitation between arc settings and after radius reduction
- Better uniformity after radius reduction — no diffuser screw to cause stream distortion
- Lower cost — especially for shrub, 15 cm and 30 cm pop-up models



<b>MP1000*</b> black arc adjustment ring		Arc	kPa	BAR	Rad. (M)	LPH	LPM	mm/hr■	mm/hr▲
<b>90-210°</b>		90°	200	2.00	3.7	36	0.61	11	12
			225	2.25	3.8	38	0.63	10	12
			250	2.50	4.0	41	0.68	10	12
			275	2.75	4.1	42	0.70	10	11
			300	3.00	4.3	44	0.73	10	11
			325	3.25	4.3	45	0.75	10	11
		350	3.50	4.4	47	0.78	10	11	
		375	3.75	4.6	49	0.81	9	11	
		180°	200	2.00	3.7	72	1.20	11	12
			225	2.25	3.8	76	1.27	10	12
			250	2.50	4.0	81	1.35	10	12
			275	2.75	4.1	84	1.40	10	11
		300	3.00	4.3	88	1.46	10	11	
		325	3.25	4.3	91	1.51	10	11	
	210°	200	2.00	3.7	85	1.41	11	13	
		225	2.25	3.8	89	1.48	10	12	
		250	2.50	4.0	95	1.58	10	12	
		275	2.75	4.1	98	1.63	10	11	
		300	3.00	4.3	102	1.71	10	11	
		325	3.25	4.3	106	1.76	10	11	
	350	3.50	4.4	109	1.82	10	11		
	375	3.75	4.6	113	1.89	9	11		




<b>MP2000</b> black arc adjustment ring		Arc	KPA	bar	Rad. (M)	LPH	LPM	mm/hr■	mm/hr▲
<b>90-210°</b>		90°	175	1.75	5.2	71	1.18	11	12
			200	2.00	5.5	74	1.23	10	11
			225	2.25	5.6	80	1.33	10	12
			250	2.50	5.8	86	1.43	10	12
			275	2.75	6.1	91	1.52	10	11
			300	3.00	6.4	94	1.57	9	11
		325	3.25	6.6	97	1.62	9	10	
		350	3.50	6.7	101	1.68	9	10	
		375	3.75	6.7	106	1.77	9	11	
		180°	175	1.75	4.9	133	2.22	11	12
			200	2.00	5.2	141	2.35	11	13
			225	2.25	5.3	150	2.50	11	13
		250	2.50	5.5	160	2.67	11	12	
		275	2.75	5.8	168	2.80	10	12	
		300	3.00	6.1	174	2.90	10	11	
	210°	175	1.75	4.9	155	2.58	11	12	
		200	2.00	5.2	165	2.75	11	13	
		225	2.25	5.3	175	2.92	11	13	
		250	2.50	5.5	185	3.08	10	12	
		275	2.75	5.8	195	3.25	10	12	
		300	3.00	6.1	205	3.42	10	11	
	270°	175	1.75	4.9	199	3.32	11	12	
		200	2.00	5.2	212	3.53	11	13	
		225	2.25	5.3	225	3.75	11	13	
		250	2.50	5.5	238	3.97	10	12	
		275	2.75	5.8	249	4.15	10	12	
		300	3.00	6.1	261	4.35	10	11	
	360°	175	1.75	4.9	265	4.42	11	12	
		200	2.00	5.2	283	4.72	11	13	
		225	2.25	5.3	300	5.00	11	13	
		250	2.50	5.5	317	5.28	10	12	
		275	2.75	5.8	333	5.55	10	12	
		300	3.00	6.1	348	5.80	10	11	
	325	3.25	6.2	362	6.03	9	11		
	350	3.50	6.4	375	6.25	9	10		
	375	3.75	6.4	384	6.40	9	10		

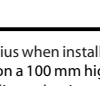
<b>MP3000</b> stainless steel arc adjustment ring		Arc	KPA	bar	Rad. (M)	LPH	LPM	mm/hr■	mm/hr▲
<b>90-210°</b>		90°	175	1.75**	7.6	158	2.63	11	13
			200	2.00	8.2	166	2.77	10	11
			225	2.25	8.4	175	2.92	10	12
			250	2.50	8.5	185	3.08	10	12
			275	2.75	9.1	195	3.25	9	11
			300	3.00	9.1	203	3.38	10	11
		325	3.25	9.1	212	3.53	10	12	
		350	3.50	9.1	220	3.67	11	12	
		375	3.75	9.1	228	3.80	11	13	
		180°	175	1.75	7.6	329	5.48	11	13
			200	2.00	8.2	353	5.88	10	12
			225	2.25	8.4	373	6.22	11	12
		250	2.50	8.5	393	6.55	11	12	
		275	2.75	9.1	413	6.88	10	11	
		300	3.00	9.1	431	7.18	10	12	
	210°	175	1.75	7.6	384	6.40	11	13	
		200	2.00	8.2	411	6.85	10	12	
		225	2.25	8.4	436	7.27	11	12	
		250	2.50	8.5	459	7.65	11	12	
		275	2.75	9.1	481	8.02	10	11	
		300	3.00	9.1	502	8.37	10	12	
	270°	175	1.75	7.6	501	8.35	12	13	
		200	2.00	8.2	530	8.83	10	12	
		225	2.25	8.4	560	9.33	11	12	
		250	2.50	8.5	589	9.82	11	12	
		275	2.75	9.1	619	10.32	10	11	
		300	3.00	9.1	646	10.77	10	12	
	360°	175	1.75	7.6	659	10.98	11	13	
		200	2.00	8.2	703	11.72	10	12	
		225	2.25	8.4	745	12.42	11	12	
		250	2.50	8.5	786	13.10	11	12	
		275	2.75	9.1	825	13.75	10	11	
		300	3.00	9.1	862	14.37	10	12	
	325	3.25	9.1	897	14.95	11	12		
	350	3.50	9.1	931	15.52	11	13		
	375	3.75	9.1	964	16.07	12	13		


**MODEL**      **ARC**

Specification Example: **MP2000**    **90-210**


**MODEL:**  
**MP1000** (for male thread specify **MP1000T**)  
**MP2000** (for male thread specify **MP2000T**)  
or **MP3000** (for male thread specify **MP3000T**)

**ARC:**  
**90-210** = adjustable arc 90° to 210°  
**MP1000** — maroon stem   
**MP2000** — black stem   
**MP3000** — blue stem 

or **210-270** = adjustable arc 210° to 270°  
**MP1000** — not available\*  
**MP2000** — green stem   
**MP3000** — yellow stem

or **360** = fixed arc 360°  
**MP1000** — not available\*  
**MP2000** — red stem   
**MP3000** — gray stem

\*The MP1000 is available in the 90-210° model only. If a design requires an MP1000 360° or MP1000 210-270°, specify the equivalent MP2000. It can be adjusted down to a 2.5 m radius when installed on a pressure regulating spray head body. \*\*For the MP3000 sprinkler, at 1.75 bar and 90° arc, rotation speed and radius reduction capability decrease significantly. Radius measured on a 100 mm high riser. Precipitation rates are based on head-to-head throw coverage. The MP Rotator® covers a radius of 2.5-9 m (including the 25% radius reduction capability). To achieve maximum radius reduction with any MP Rotator model use a 2 bar regulating spray body. **Best performance can be achieved by avoiding a combination of lowest adjustment limits and the lowest pressure.**



## SAVE WATER — SOLVE PROBLEMS

### > FOR NEW SYSTEMS

- Lower installed costs
- Better system efficiency

### > FOR OLDER SYSTEMS

- Solve low pressure problems
- Solve coverage problems

### > FOR SLOPES & TIGHT SOILS

- Radically reduce runoff
- Encourage deeper root growth

### APPLICATION

In the 2.5-9 m range, the MP Rotator sprinkler is the intelligent choice for irrigation professionals because it offers many advantages over conventional sprays and single-stream, short-range rotors. In fact, these advantages make the MP Rotator the most efficient, water-saving sprinkler in its class.

Use the MP Rotator sprinkler when designing for slopes and tight soils to control runoff. The MP Rotator's multiple, wind-resistant streams with four different angles of trajectory deliver outstanding uniformity.

in a pop-up  
body



on a riser  
with shrub  
adapter





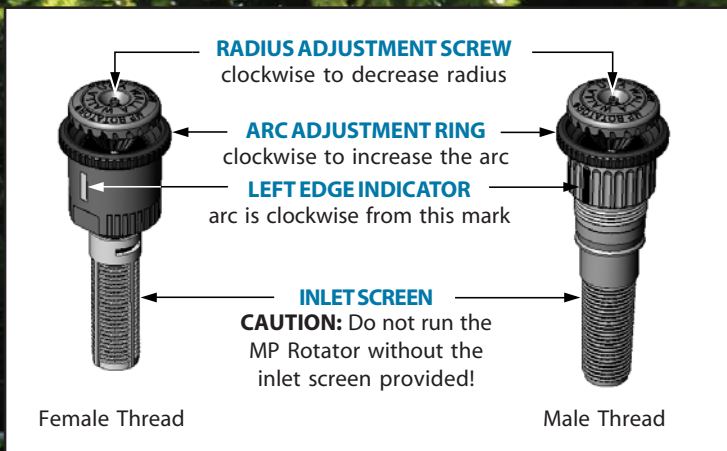
on a 1/2" FPT  
inlet MP  
Regulator Drain  
Check for riser  
mounted slope  
applications



Acme Thread  
Adapter

2, 2.8, 3.5 bar  
MP Regulator/  
Drain Check

# OPERATING & ADJUSTMENT INSTRUCTIONS



## ARC ADJUSTMENT

(Use the MP Rotator Adjustment Tool for faster, easier adjustments.)

- Install the MP Rotator with the Left Edge Indicator pointing to left side of the desired watering area.
- With the water on and the MP Rotator in the pop-up position, rotate Arc Adjustment Ring ⤴ (clockwise) to increase the arc, ⤵ (counter-clockwise) to decrease the arc.
- Use the built in ratchet feature to fine tune edge alignment by simply overriding the left or right resistance points in either direction.



## RADIUS ADJUSTMENT

- With a small flat-blade screwdriver or the MP Rotator Adjustment Tool, rotate the Radius Adjustment Screw ⤴ (clockwise) to decrease radius, ⤵ (counter-clockwise) to increase radius.

**Note:** Radius reduction is intentionally limited by a slip clutch mechanism to ensure reliable rotation. To prevent damage during adjustment, the MP Rotator does not completely shut off like a spray nozzle. To achieve maximum radius reduction with any MP Rotator model use a 2 bar regulating spray body.

**IMPORTANT:** To achieve optimal results, replace all sprinklers on a zone with MP Rotators and adjust the run time accordingly. The precipitation rate of the MP Rotator is much lower than sprays, and operating times will be similar to stream rotor zones.



**Walla Walla Sprinkler Company** — 848 Airport Road, Walla Walla, WA 99362-2271, U.S.A.  
Tel: 509.525.7660 — Fax: 509.525.7907 — info@mprotator.com — [www.mprotator.com](http://www.mprotator.com)

**Walla Walla Sprinkler Company** is a subsidiary of Nelson Irrigation Corporation, a worldwide leader in water application solutions for agriculture.

**WARRANTY AND DISCLAIMER:** Walla Walla Sprinkler Company MP Rotators® are warranted for one year from date of original sale to be free of defective materials and workmanship when used within the working specifications for which the products were designed and under normal use and service. The manufacturer assumes no responsibility for installation, removal or unauthorized repair of defective parts. The manufacturer's liability under this warranty is limited solely to replacement or repair of defective parts and the manufacturer will not be liable for any crop or other consequential damages resulting from defects or breach of warranty. THIS WARRANTY IS EXPRESSLY IN LIEU OF ALL OTHER WARRANTIES, EXPRESS OR IMPLIED, INCLUDING THE WARRANTIES OF MERCHANTABILITY AND FITNESS FOR PARTICULAR PURPOSES AND OF ALL OTHER OBLIGATIONS OR LIABILITIES OF MANUFACTURER. No agent, employee or representative of the manufacturer has authority to waive, alter or add to the provisions of this warranty, nor to make any representations or warranty not contained herein. THE SELLER UNDERTAKES NO RESPONSIBILITY FOR THE QUALITY OF THE GOODS EXCEPT AS OTHERWISE PROVIDED IN THIS CONTRACT, AND THE SELLER ASSUMES NO RESPONSIBILITY THAT THE GOODS WILL BE FIT FOR ANY PARTICULAR PURPOSE FOR WHICH YOU MAY BE BUYING THESE GOODS, EXCEPT AS OTHERWISE PROVIDED IN THIS CONTRACT. This product may be covered by one or more of the following U.S. Patent Nos. Re.33823, 4842201, 4867379, 4898332, 4967961, 5058806, 5288022, 6244521, 6499672, 6651905, 6688539, 6736332 and other U.S. Patents pending or corresponding issued or pending foreign patents.